



Solutions for Waste & Recycling

**Harmony**<sup>TM</sup>

ENTERPRISES, INC.



# SYSTEM TEN-SIXTY

## T60XD Heavy Duty Vertical Baler



The T60XD Heavy Duty Vertical Baler is the Ideal Solution For:

- Commercial Recycling Centers
- Large Institutional Applications
- Warehouses
- Shopping Centers
- Scrap Yards
- Bottle/Can Redemption Centers
- Plastic Recycling

The T60XDRC provides the same automatic baler with a rear chute conveyor system.

**See The Video At:**

<https://youtu.be/ZiIFhMO4NsI>



**Put the power of the System Ten-Sixty to work for you. It's the answer for high capacity, high profit solid waste recycling.**

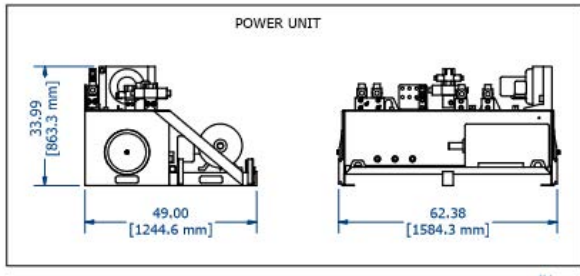
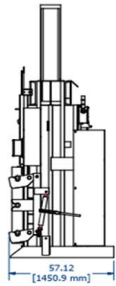
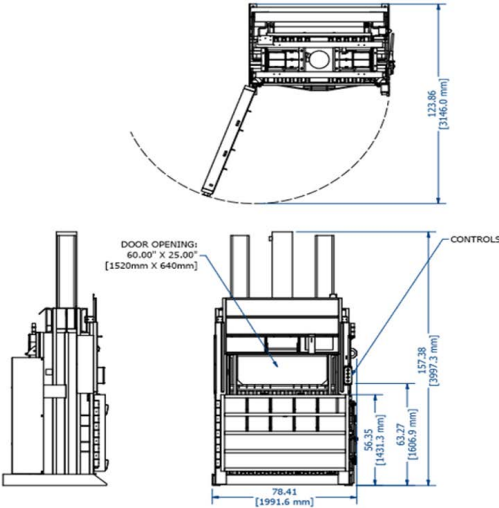
Compare these features of the T60XD with the competition:

- 10" cylinder produces ultra dense bales reducing shipping and handling costs
- Fast 30 second cycle time for high production
- Eliminates the need for costly material preconditioning
- Oil cooler standard
- Cylinder safety cable standard on all T60XD models.

- Saves space over costly horizontal balers needing only 190 square feet
- Dual hydraulic bale ejectors will smoothly eject bales weighing  $\leq 1,500$  pounds.
- Automatic bale height shutoff with indicator light
- Available with in-ground or above-ground conveyor configuration
- Meets or exceeds all ANSI and OSHA safety standards

The T60XD, another great idea from Harmony Enterprises...*The Undisputed Leader in Quality Manufacturing.*

# T60XD Heavy Duty Vertical Baler And Power Unit



### Standard T60XD Features:

- Available with rear chute and conveyor (T60XDRC)
- Features a 10" bore hydraulic cylinder with twin torque tubes
- Standard retractable bale dogs
- Eight slots to band or tie-off bales
- 1,500 pound bales of OCC are ejected smoothly with the dual hydraulic ejectors
- Cycles automatically during conveyor loading of material
- Meets or exceeds all ANSI and OSHA safety standards



MODEL	T60XD
Bale Size	30" x 60" x up to 48" (762 mm x 1,524 mm x up to 1,219 mm)
Ram Pressure	235,620 lbs. (106,875 kg), 150 psi
System Pressure	3,000 psi
Cycle Time	30 seconds (no load)
Cylinder	10" bore (254 mm) 52" stroke (1,321 mm)
Motor	20 horsepower, 1,750 RPM, 3 phase
Oil Reservoir	100 gallons
Pump	Heavy-duty piston
Electrical Power	208/230/460 volt, 3 phase
Bale Eject	Dual hydraulic chain

### DIMENSIONS WITH CONVEYOR

Loading Door Opening	25" x 60" (635 mm x 1,524 mm)
Unloading Door Opening	56" (1,422 mm)
Overall Height	158" (401 cm)
Overall Depth	56" (142 cm)
Overall Width	117" (297 cm)
Depth with Door Open	124" (315 cm)
Width with Door Open	82" (208 cm)
Shipping Height	111" (2,819 mm)
Actual Weight	17,000 lbs.. (7,711 kg)
Required Operating Area	105 square feet (9.75 square meters)

Specifications subject to change without notice.



Harmony Enterprises, Inc. 704 Main Avenue North Harmony, MN 55939 USA  
 1.800.658.2320 toll free | 1.507.886.6666 international | 1.507.886.6706 fax  
 Email us at [info@harmony1.com](mailto:info@harmony1.com) or visit us online at [www.harmony1.com](http://www.harmony1.com)